

EDS-G509 Series

9G-port full Gigabit managed Ethernet switches



- > 4 10/100/1000BaseT(X) ports plus 5 combo (10/100/1000BaseT(X) or 100/1000BaseSFP slot) Gigabit ports
- > Fiber optic options for extending distance and improving electrical noise immunity
- > Turbo Ring, Turbo Chain, and RSTP/STP for network redundancy
- > IEEE 1588 PTP, Modbus/TCP, LLDP, SNMP Inform, QoS, IGMP snooping, VLAN, IEEE 802.1X, HTTPS, SNMPv3, and SSH supported



Introduction

The EDS-G509 is equipped with 9 Gigabit Ethernet ports and up to 5 fiber optic ports, making it ideal for upgrading an existing network to Gigabit speed or building a new full Gigabit backbone. Gigabit transmission increases bandwidth for higher performance and transfers large amounts of video, voice, and data across a network quickly. Redundant Ethernet Turbo Ring, Turbo Chain, and

RSTP/STP increase system reliability and the availability of your network backbone. The EDS-G509 series is designed especially for communication demanding applications, such as video and process monitoring, shipbuilding, ITS, and DCS systems, all of which can benefit from a scalable backbone construction.

Features and Benefits

- IPv6 Ready logo awarded (IPv6 Logo Committee certified)
- IEEE 1588 PTP (Precision Time Protocol) for precise time synchronization of networks
- DHCP Option 82 for IP address assignment with different policies
- Modbus/TCP industrial Ethernet protocol supported
- Turbo Ring, Turbo Chain, and RSTP/STP (IEEE 802.1w/D)
- IGMP snooping and GMRP for filtering multicast traffic
- Port-based VLAN, IEEE 802.1Q VLAN, and GVRP to ease network planning
- QoS (IEEE 802.1p/1Q) and TOS/DiffServ to increase determinism
- Port Trunking for optimum bandwidth utilization
- SNMPv3, IEEE 802.1X, HTTPS, and SSH to enhance network security
- SNMPv1/v2c/v3 for different levels of network management
- RMON for efficient network monitoring and proactive capability
- Bandwidth management prevents unpredictable network status
- Lock port function for blocking unauthorized access based on MAC address
- Port mirroring for online debugging
- Automatic warning by exception through e-mail, relay output
- ABC-01 (Automatic Backup Configurator) for system configuration backup

Specifications

Technology

Standards:

- IEEE 802.3 for 10BaseT
- IEEE 802.3u for 100BaseT(X) and 100BaseFX
- IEEE 802.3ab for 1000BaseT(X)
- IEEE 802.3z for 1000BaseX
- IEEE 802.3x for Flow Control
- IEEE 802.1D for Spanning Tree Protocol
- IEEE 802.1w for Rapid STP
- IEEE 802.1Q for VLAN Tagging
- IEEE 802.1p for Class of Service
- IEEE 802.1X for Authentication
- IEEE 802.3ad for Port Trunk with LACP

Protocols: IGMPv1/v2, GMRP, GVRP, SNMPv1/v2c/v3, DHCP Server/Client, DHCP Option 66/67/82, BootP, TFTP, SNMP, SMTP, RARP, RMON, HTTP, HTTPS, Telnet, SSH, Syslog, Modbus/TCP, SNMP Inform, LLDP, IEEE 1588 PTP, IPv6

MIB: MIB-II, Ethernet-Like MIB, P-BRIDGE MIB, Q-BRIDGE MIB, Bridge MIB, RSTP MIB, RMON MIB Group 1, 2, 3, 9

Flow Control: IEEE 802.3x flow control, back pressure flow control

Switch Properties

- Priority Queues:** 4
- Max. Number of Available VLANs:** 64
- VLAN ID Range:** VID 1 to 4094
- IGMP Groups:** 256
- MAC Table Size:** 8 K
- Packet Buffer Size:** 1 Mbit

Interface

- Fiber Ports:** 100/1000BaseSFP slot
- RJ45 Ports:** 10/100/1000BaseT(X) auto negotiation speed
- Console Port:** RS-232 (RJ45 connector)
- DIP Switches:** Turbo Ring, Master, Coupler, Reserve
- LED Indicators:** PWR1, PWR2, FAULT, 10/100/1000M, MSTR/HEAD, CPLR/TAIL

Alarm Contact: 2 relay outputs with current carrying capacity of 1 A @ 24 VDC

Digital Inputs: 2 inputs with the same ground, but electrically isolated from the electronics.

- +13 to +30V for state “1”
- -30 to +3V for state “0”
- Max. input current: 8 mA

Power Requirements

Input Voltage: 12/24/48 VDC, redundant dual inputs

Input Current: 0.81 A @ 24 V

Overload Current Protection: Present

Connection: 2 removable 6-contact terminal blocks

Reverse Polarity Protection: Present

Physical Characteristics

Housing: Metal, IP30 protection

Dimensions: 87.1 × 135 × 107 mm (3.43 × 5.31 × 4.21 in)

Weight: 1510 g

Installation: DIN-Rail mounting, wall mounting (with optional kit)

Environmental Limits

Operating Temperature:

Standard Models: 0 to 60°C (32 to 140°F)

Wide Temp. Models: -40 to 75°C (-40 to 167°F) for T models

Storage Temperature: -40 to 85°C (-40 to 185°F)

Ambient Relative Humidity: 5 to 95% (non-condensing)

Regulatory Approvals

Safety: UL508, EN60950-1

Hazardous Location: UL/cUL Class I, Division 2, Groups A, B, C, and D (Pending); ATEX Zone 2, Ex nC IIC (Pending)

EMI: FCC Part 15, CISPR (EN55022) class A

EMS:

EN61000-4-2 (ESD), level 3; EN61000-4-3 (RS), level 3;

EN61000-4-4 (EFT), level 3; EN61000-4-5 (Surge), level 3;

EN61000-4-6 (CS), level 3; EN61000-4-8

Maritime: DNV, GL, ABS, LR, NK

Rail Traffic: EN50121-4

Shock: IEC 60068-2-27

Freefall: IEC 60068-2-32

Vibration: IEC 60068-2-6

Note: Please check Moxa's website for the most up-to-date certification status.

MTBF (mean time between failures)

Time: 330,000 hrs

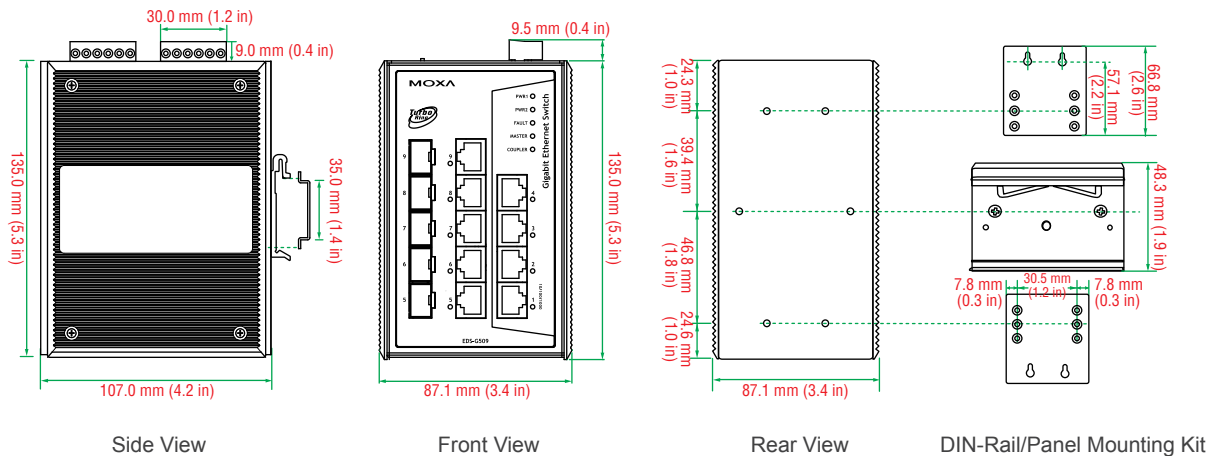
Database: Telcordia (Bellcore), GB

Warranty

Warranty Period: 5 years

Details: See www.moxa.com/warranty

Dimensions



Ordering Information

Available Models

EDS-G509: Industrial full Gigabit managed Ethernet switch with 4 10/100/1000BaseT(X) ports, and 5 10/100/1000BaseT(X) or 100/1000BaseSFP slot combo ports, 0 to 60°C operating temperature

EDS-G509-T: Industrial full Gigabit managed Ethernet switch with 4 10/100/1000BaseT(X) ports, and 5 10/100/1000BaseT(X) or 100/1000BaseSFP slot combo ports, -40 to 75°C operating temperature

Note: The EDS-G509 series switches support up to 5 100/1000BaseSFP slots. See pages 1-69 to 1-71 for SFP-1G/1FE series Gigabit/fast Ethernet SFP module product information.

Optional Accessories (can be purchased separately)

MXview: Moxa industrial network management software with 50, 100, 250, or 500 nodes

EDS-SNMP OPC Server Pro: OPC server software that works with all SNMP devices

ABC-01: Configuration backup and restoration tool for managed Ethernet switches, 0 to 60°C operating temperature

DR-4524/75-24/120-24: 45/75/120 W DIN-Rail 24 VDC power supplies

MDR-40-24/60-24: 40/60 W DIN-Rail 24 VDC power supplies, -20 to 70°C operating temperature

WK-46: Wall mounting kit

RK-4U: 4U-high 19" rack mounting kit

SFP-1G Series

1G-port Gigabit Ethernet SFP modules



- > Compliant with IEEE 802.3z
- > Differential LVPECL inputs and outputs
- > TTL signal detect indicator
- > Hot pluggable LC duplex connector
- > Class 1 laser product, complies with EN60825-1



Specifications

Interface

Ethernet Ports: 1

Connectors: Duplex LC Connector or Simplex LC Connector (WDM-type only)

Note: WDM-type SFP modules must be used in pairs (e.g., SFP-1GXXALC and SFP-1GXXBLC)

Optical Fiber

	Gigabit Ethernet												
	SFP-SX	SFP-LSX	SFP-LX	SFP-LH	SFP-LHX	SFP-ZX	SFP-EZX	SFP-10A	SFP-10B	SFP-20A	SFP-20B	SFP-40A	SFP-40B
Wave-length	850 nm	1310 nm	1310 nm	1310 nm	1310 nm	1550 nm	1550 nm	TX 1310 nm, RX 1550 nm	TX 1550 nm, RX 1310 nm	TX 1310 nm, RX 1550 nm	TX 1550 nm, RX 1310 nm	TX 1310 nm, RX 1550 nm	TX 1550 nm, RX 1310 nm
Max. TX	-4 dBm	-1 dBm	-3 dBm	-2 dBm	1 dBm	5 dBm	5 dBm	-3 dBm	-2 dBm	-2 dBm	-2 dBm	2 dBm	2 dBm
Min. TX	-9.5 dBm	-9 dBm	-9.5 dBm	-8 dBm	-4 dBm	0 dBm	0 dBm	-9 dBm	-9 dBm	-8 dBm	-8 dBm	-3 dBm	-3 dBm
RX Sensitivity	-18 dBm	-19 dBm	-20 dBm	-23 dBm	-24 dBm	-24 dBm	-30 dBm	-21 dBm	-21 dBm	-23 dBm	-23 dBm	-23 dBm	-23 dBm
Link Budget	8.5 dB	10 dB	10.5 dB	15 dB	20 dB	24 dB	30 dB	12 dB	12 dB	15 dB	15 dB	20 dB	20 dB
Typical Distance	550 m ^a	2 km ^b	10 km ^c	30 km ^c	40 km ^c	80 km ^c	110 km ^c	10 km ^c	10 km ^c	20 km ^c	20 km ^c	40 km ^c	40 km ^c
Saturation	0 dBm	-3 dBm	-3 dBm	-3 dBm	-3 dBm	-3 dBm	-3 dBm	-1 dBm	-1 dBm	-1 dBm	-1 dBm	-1 dBm	-1 dBm

a. 50/125 μm, 400 MHz * km or 62.5/125 μm, 500 MHz * km @ 850 nm multi-mode fiber optic cable

b. 62.5/125 μm, 750 MHz * km @ 1310 nm multi-mode fiber optic cable

c. 9/125 μm single-mode fiber optic cable

Note: The actual communication distance depends on many factors, including connector loss, cable deployment, and the age of the cabling system. We recommend doing a link budget analysis and reserving a 3 dB margin for such factors.

Environmental Limits

Operating Temperature:

Standard Models: 0 to 60°C (32 to 140°F)

Wide Operating Temp. Models: -40 to 85°C (-40 to 185°F)

Storage Temperature: -40 to 85°C (-40 to 185°F)

Ambient Relative Humidity: 5 to 95% (non-condensing)

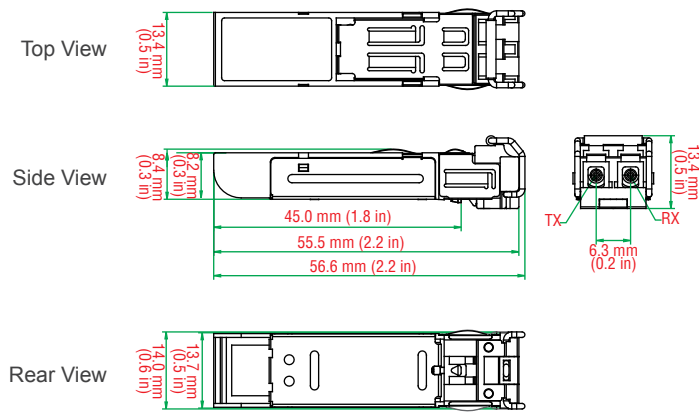
Regulatory Approvals

Safety: UL, TÜV

Warranty

Warranty Period: 3 years

Details: See www.moxa.com/warranty



Ordering Information

SFP Modules

Available Models		Port Interface						
Standard Temperature (0 to 60°C)	Wide Temperature (-40 to 85°C)	1000BaseSX, LC Connector, 0.5 km	1000BaseLSX, LC Connector, 2 km	1000BaseLX, LC Connector, 10 km	1000BaseLH, LC Connector, 30 km	1000BaseLHX, LC Connector, 40 km	1000BaseZX, LC Connector, 80 km	1000BaseEZ, LC Connector, 110 km
SFP-1GSXLC	SFP-1GSXLC-T*	1	-	-	-	-	-	-
SFP-1GLSXLC	SFP-1GLSXLC-T	-	1	-	-	-	-	-
SFP-1GLXLC	SFP-1GLXLC-T	-	-	1	-	-	-	-
SFP-1GLHLC	SFP-1GLHLC-T	-	-	-	1	-	-	-
SFP-1GLHXL	SFP-1GLHXL-T	-	-	-	-	1	-	-
SFP-1GZXLC	SFP-1GZXLC-T	-	-	-	-	-	1	-
SFP-1GEZXL	-	-	-	-	-	-	-	1

* SFP-1GSXLC-T: -20 to 75°C operating temperature

WDM-type (BiDi) SFP Modules

Available Models		Port Interface					
Standard Temperature (0 to 60°C)	Wide Temperature (-40 to 85°C)	1000BaseSFP, LC Connector, 10 km		1000BaseSFP, LC Connector, 20 km		1000BaseSFP, LC Connector, 40 km	
		TX 1310 nm, RX 1550 nm	TX 1550 nm, RX 1310 nm	TX 1310 nm, RX 1550 nm	TX 1550 nm, RX 1310 nm	TX 1310 nm, RX 1550 nm	TX 1550 nm, RX 1310 nm
SFP-1G10ALC	SFP-1G10ALC-T	1	-	-	-	-	-
SFP-1G10BLC	SFP-1G10BLC-T	-	1	-	-	-	-
SFP-1G20ALC	SFP-1G20ALC-T	-	-	1	-	-	-
SFP-1G20BLC	SFP-1G20BLC-T	-	-	-	1	-	-
SFP-1G40ALC	SFP-1G40ALC-T	-	-	-	-	1	-
SFP-1G40BLC	SFP-1G40BLC-T	-	-	-	-	-	1

The SFP-1G series modules can be used with the following products

- EDS-728/828 series: IM-2GSFP series Gigabit Ethernet interface modules
- EDS-611/619 series: 8+3G/16+3G-port compact modular managed Ethernet switches
- EDS-G509 series: 9G-port full Gigabit managed Ethernet switches
- EDS-518A series: 16+2G-port Gigabit managed Ethernet switches
- EDS-510A series: 7+3G-port Gigabit managed Ethernet switches
- EDS-P510 series: 7+3G-port Gigabit PoE managed Ethernet switches
- IKS-6526-2GTXSFP series: 24+2G-port rackmount managed Ethernet switches
- PT and IKS series: PM-7200-2G/4G series Gigabit Ethernet interface modules
- EDS-G308 series: 8G-port full Gigabit unmanaged Ethernet switches
- EDR-G903 series: Industrial Gigabit Firewall/VPN secure router
- IMC-101G series: Industrial Gigabit media converters

SFP-1FE Series

1-port fast Ethernet SFP modules



- > Compliant with IEEE 802.3u
- > Differential PECL inputs and outputs
- > TTL signal detect indicator
- > Hot pluggable LC duplex connector



Specifications

Interface

Ethernet Ports: 1

Connectors: Duplex LC Connector

Optical Fiber

	Fast Ethernet		
	SFP-M	SFP-S	SFP-L
Wavelength	1300 nm	1310 nm	1550 nm
Max. TX	-18 dBm	0 dBm	0 dBm
Min. TX	-8 dBm	-5 dBm	-5 dBm
RX Sensitivity	-34 dBm	-34 dBm	-34 dBm
Link Budget	26 dB	29 dB	29 dB
Typical Distance	4 km ^a	40 km ^b	80 km ^b
Saturation	0 dBm	-3 dBm	-3 dBm

a. 50/125 μm or 62.5/125 μm, 800 MHz * km @ 1300 nm multi-mode fiber optic cable
 b. 9/125 μm single-mode fiber optic cable

Environmental Limits

Operating Temperature: -40 to 85°C (-40 to 185°F)

Storage Temperature: -40 to 85°C (-40 to 185°F)

Ambient Relative Humidity: 5 to 95% (non-condensing)

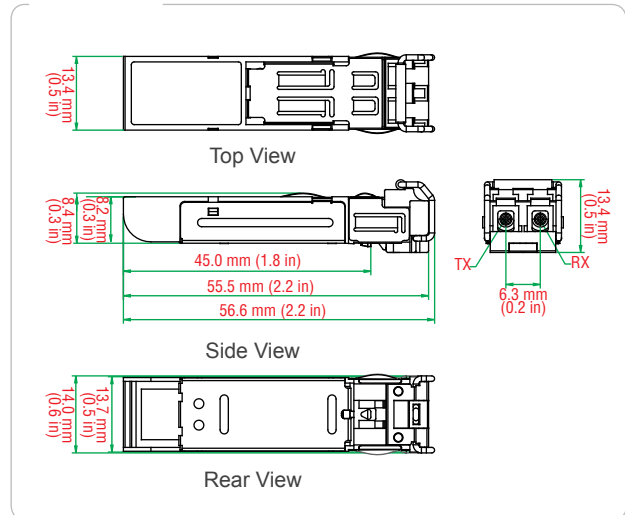
Regulatory Approvals

Safety: UL, TÜV

Warranty

Warranty Period: 3 years

Details: See www.moxa.com/warranty



Ordering Information

Available Models	Port Interface		
	100BaseFX, Multi-mode, LC Connector, 4 km	100BaseFX, Single-mode, LC Connector, 40 km	100BaseFX, Single-mode, LC Connector, 80 km
SFP-1FEMLC-T	1	-	-
SFP-1FESLC-T	-	1	-
SFP-1FELLC-T	-	-	1

The SFP-1FE series modules can be used with the following products

EDS-611/619 series: 8+3G/16+3G-port compact modular managed Ethernet switches

EDS-G509 series: 9G-port full Gigabit managed Ethernet switches

EDS-G308 series: 8G-port full Gigabit unmanaged Ethernet switches

EDS-P510 series: 7+3G-port Gigabit PoE managed Ethernet switches

IKS-6524-8SFP series: 24-port rackmount managed Ethernet switches

PT and IKS series: PM-7200-8SFP fast Ethernet interface modules

EDR-G903 series: Industrial Gigabit Firewall/VPN secure router