

Advantech Managed Switch Console Connection SOP

Revision Date	Revision	Description	Author
March/2018	V1.0	Initial release	ICG AE Eddie.Wei / Raimen Liu

Abstract

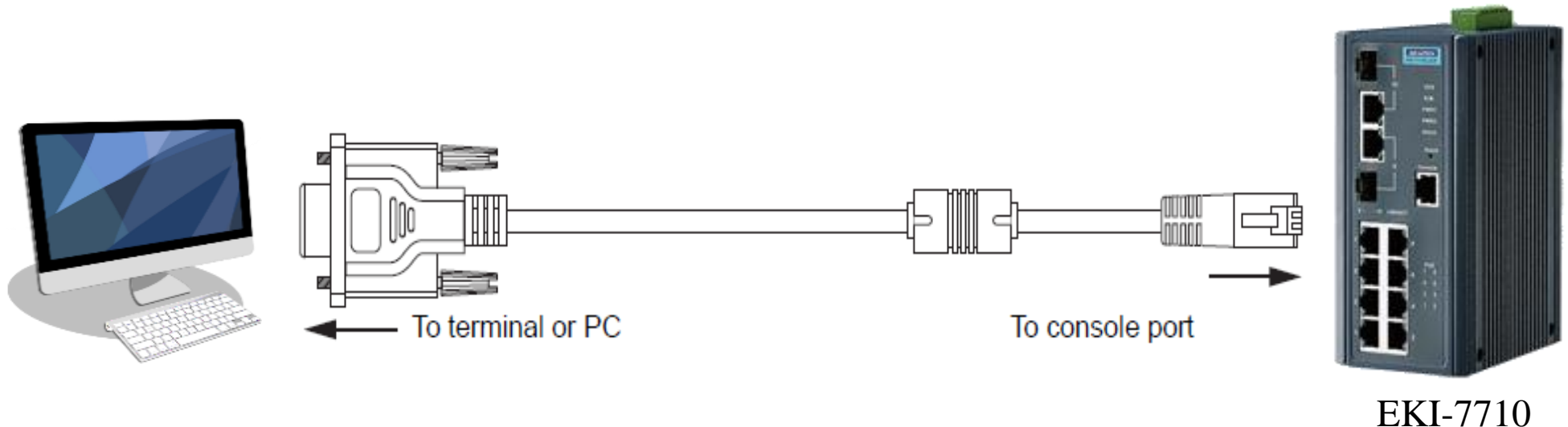
- ❖ **This SOP explains how to use Putty program to enter in command line interface by console cable.**
- ❖ **Related products:**
All Advantech managed switches.
- ❖ **Requirement:**
Advantech manage switch, Putty program, Console cable, PC



Connect Switch to Console Port

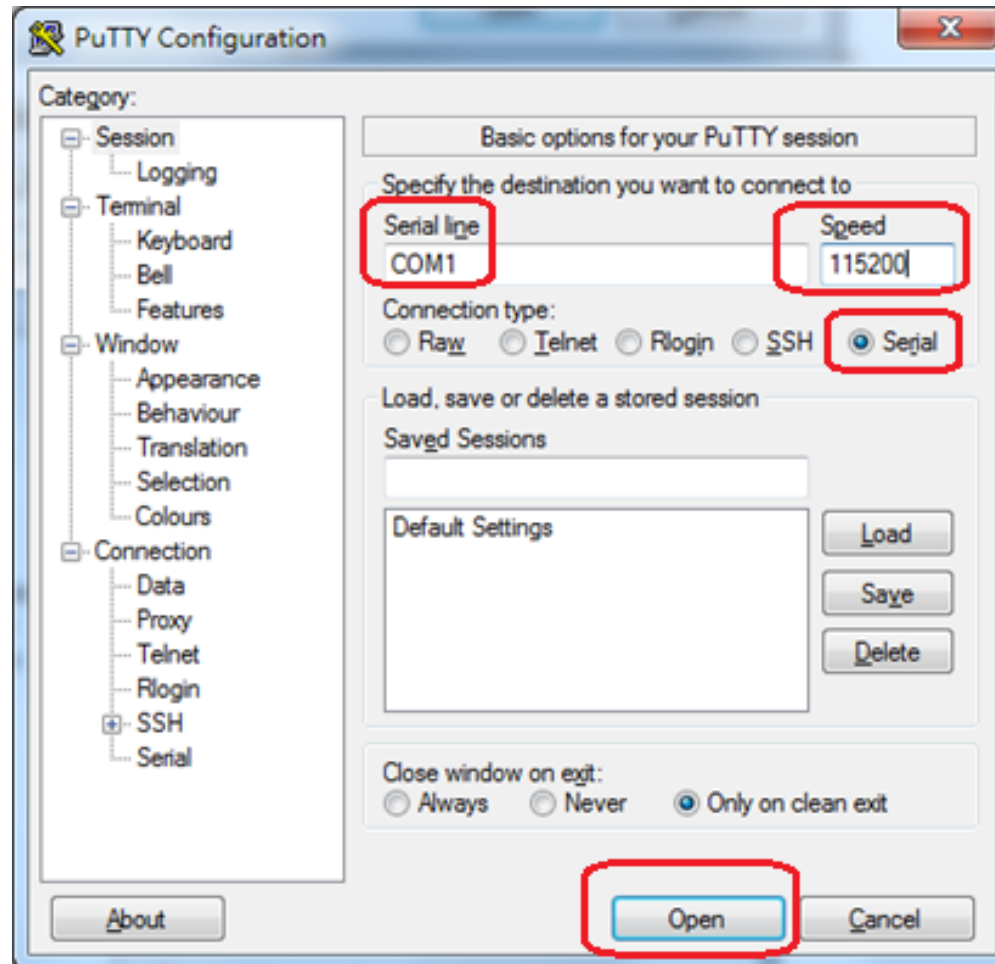
- Please refer below document to select the right console cable and set the baud rate on putty program for Advantech managed switch.

http://support.advantech.com/support/KnowledgeBaseSRDetail_New.aspx?SR_ID=1-1IOM96L&Doc_Source=Knowledge+Base



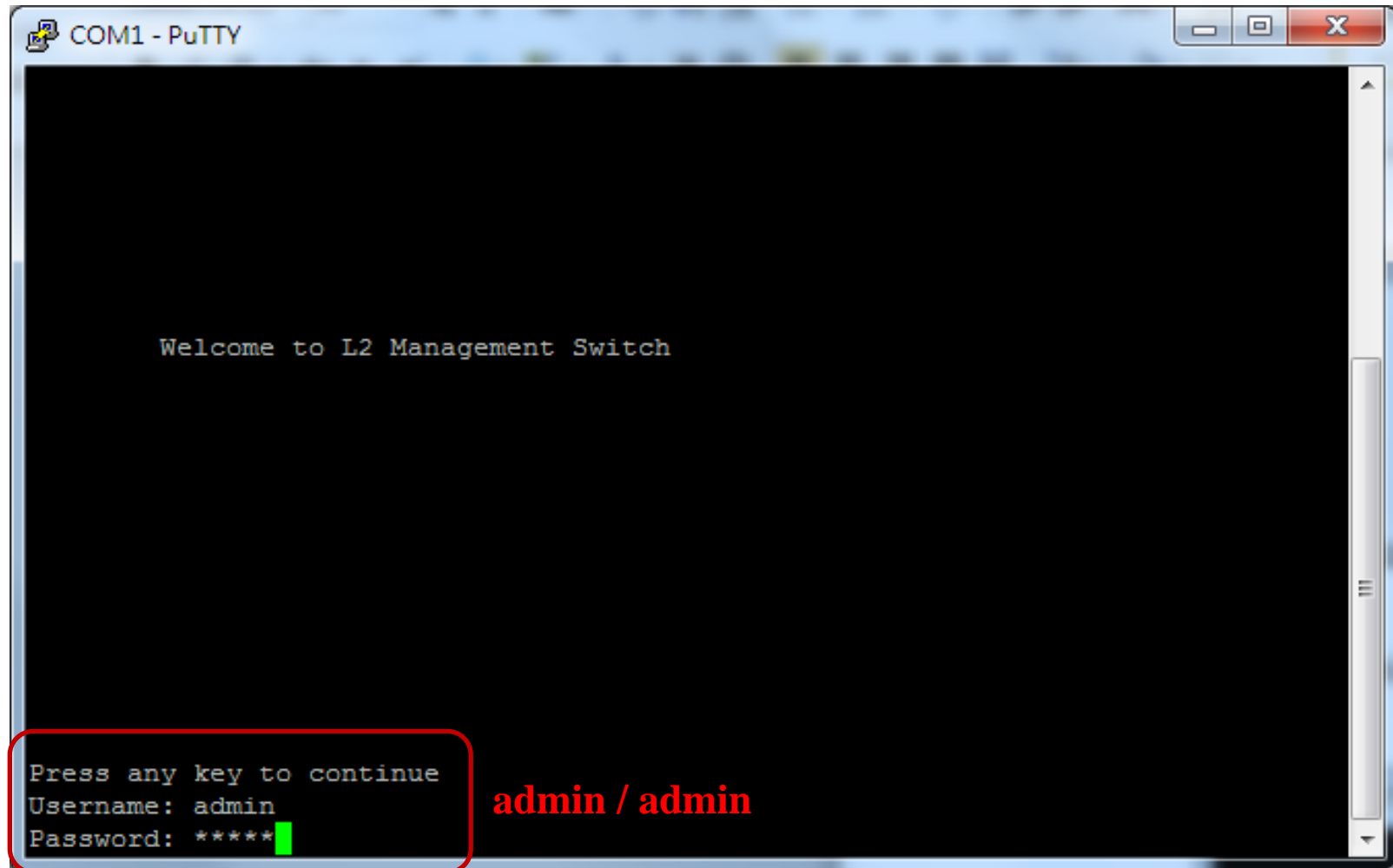
Install and Run Putty Program

- Select “ Serial ” then fill in the Serial Line (COM port number) and Speed (Baud rate).
- Baud rate: EKI-7700 series (15200), EKI-7600 series (9600).



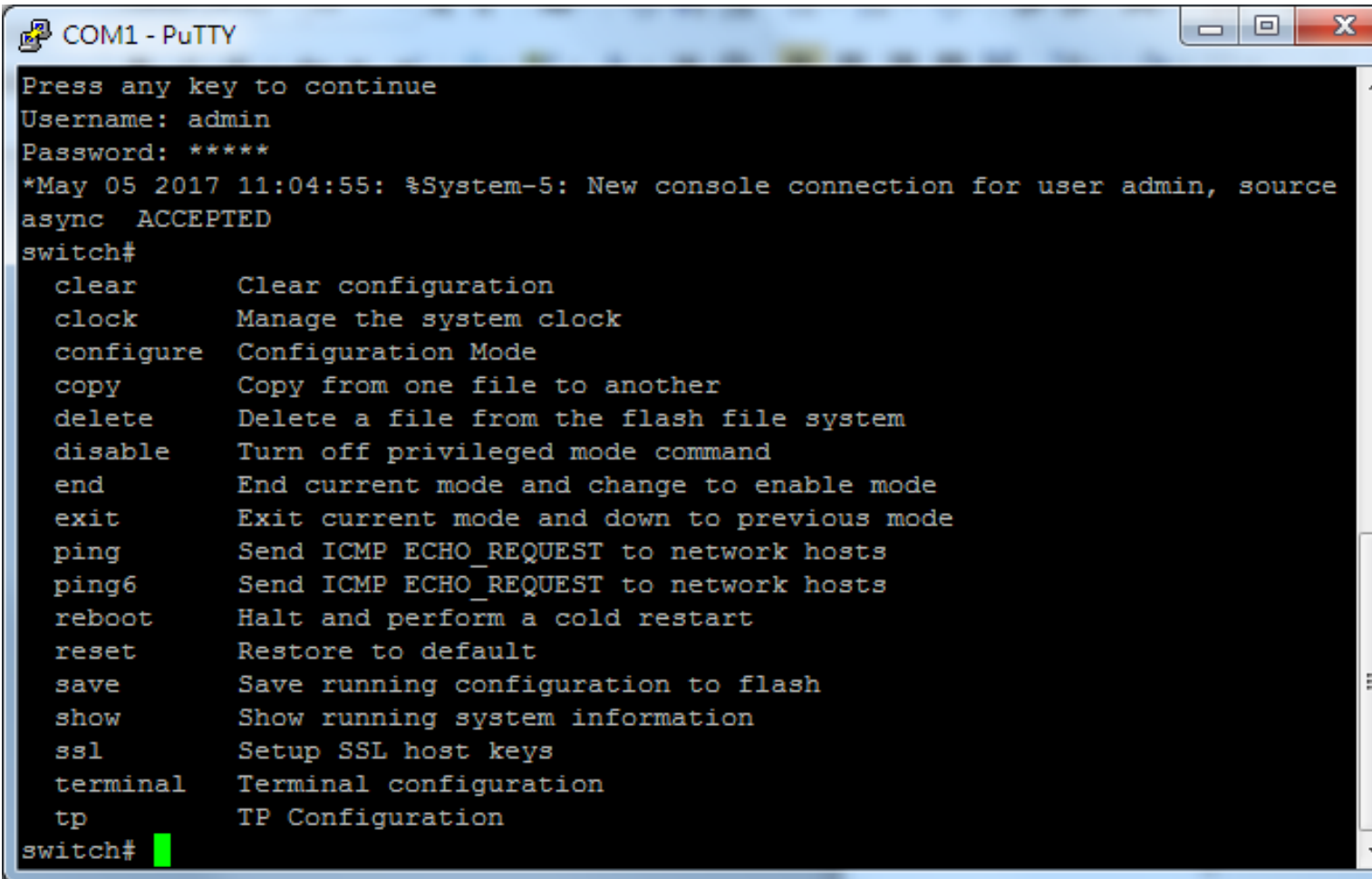
Login to Console

- Now you can login to the console, input admin/admin for username and password



Login to Console

- After login switch, you can press “?” for more information and see how many command can be used. Or search CLI user manual from Advantech website.



```
COM1 - PuTTY
Press any key to continue
Username: admin
Password: *****
*May 05 2017 11:04:55: %System-5: New console connection for user admin, source
async ACCEPTED
switch#
  clear      Clear configuration
  clock      Manage the system clock
  configure  Configuration Mode
  copy       Copy from one file to another
  delete     Delete a file from the flash file system
  disable    Turn off privileged mode command
  end        End current mode and change to enable mode
  exit       Exit current mode and down to previous mode
  ping       Send ICMP ECHO_REQUEST to network hosts
  ping6     Send ICMP ECHO_REQUEST to network hosts
  reboot     Halt and perform a cold restart
  reset      Restore to default
  save       Save running configuration to flash
  show       Show running system information
  ssl        Setup SSL host keys
  terminal   Terminal configuration
  tp        TP Configuration
switch#
```




Enabling an Intelligent Planet

Enabling an Intelligent Planet

ADVANTECH