


8-slot Wallmount Chassis Backplanes

PCE-7B08-04A1E


- 8-slot BP for 8-slot chassis
- Segment: 1
- One CPU card slot
- PCIe slot: Two x8; One x4
- PCI-X slot: N/A
- PCI slot: Four 32/33
- Compatible with IPC chassis: IPC-6608 and IPC-6908



14-slot Rackmount Chassis Backplanes


PCE-7B10-04A1E

- 10-slot BP for 14-slot chassis
- Segment: 1
- One CPU card slot
- PCIe slot: Five x4
- PCI-X slot: N/A
- PCI slot: Four 32/33
- Compatible with IPC chassis: IPC-610, IPC-611, IPC-630, ACP-4000, ACP-4320 and ACP-4360, ACP-4010




PCE-7B13-64B1E

- 13-slot BP for 14-slot chassis
- Segment: 1
- One CPU card slot
- PCIe slot: Two x8
- PCI-X slot: Two 64/100; Four 64/66
- PCI slot: Four 32/33
- Compatible with IPC chassis: IPC-610, IPC-611, IPC-630, ACP-4000, ACP-4320 and ACP-4360, ACP-4010




PCE-7B13D-04A1E

- 13-slot BP for 14-slot chassis
- Segments: 2
- **Each segment:**
 - One CPU card slot
 - PCIe slot: One or Two x8
 - PCI-X slot: N/A
 - PCI slot: Four 32/33
- Compatible with IPC chassis: ACP-4010



PCE-7B13-07A1E

- 13-slot BP for 14-slot chassis
- Segment: 1
- One CPU card slot
- PCIe slot: Two x8, Three x4
- PCI-X slot: N/A
- PCI slot: Seven 32/33
- Compatible with IPC chassis: IPC-610, IPC-611, IPC-630, ACP-4000, ACP-4320, ACP-4360, ACP-4010



20-slot Rackmount Chassis Backplanes

PCE-7B19-88A1E

- 19-slot BP for 20-slot chassis
- Segments: 1
- One CPU card slot
- PCIe slot: Two x8
- PCI-X slot: Eight 64/66
- PCI slot: Eight 32/33
- Compatible with IPC chassis: IPC-623, ACP-5360 and ACP-7360



PCE-7B16Q-02A1E

- 16-slot BP for 20-slot chassis
- Segments: 4
- **Each segment:**
 - One CPU card slot
 - PCIe slot: One x8
 - PCI-X slot: N/A
 - PCI slot: Two 32/33
- Compatible with IPC chassis: IPC-623, ACP-5360, ACP-7360

