

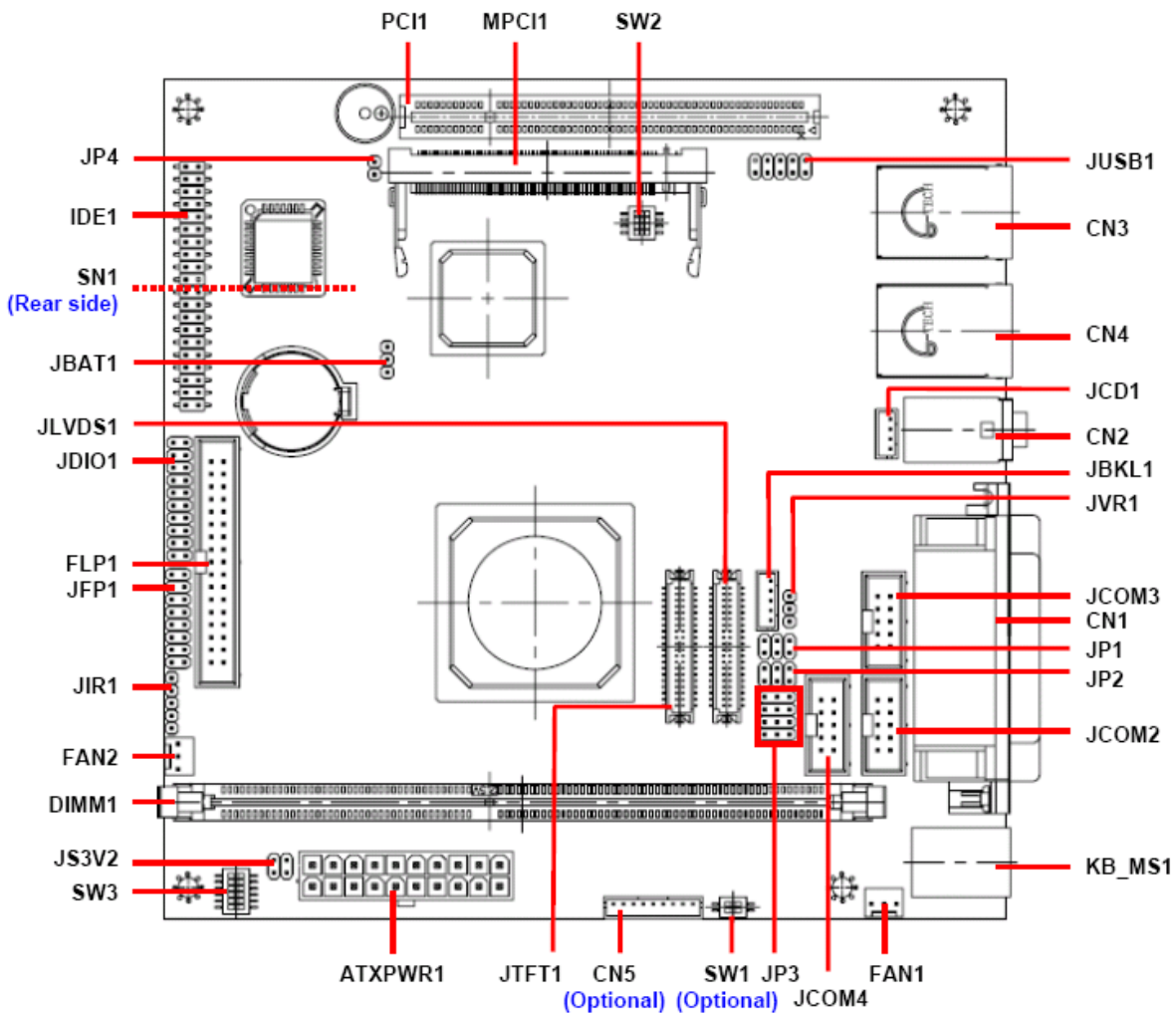
AIMB-220

Packing List






Startup Manual

- 1 x AIMB-220 Mini ITX Motherboard
- 1 x CD-ROM contains the followings:
 - User's Manual (this manual in PDF file)
 - Drivers
- 1 x IDE HDD cable (40-pin, pitch 2.54mm)
- 1 x FDD cable (34-pin, pitch 2.54mm)
- 1 x Serial port cable (10-pin, pitch 2.54mm)
- 3 x Serial port cable with 1 DB9P(M) (10-pin, pitch 2.54mm)
- 1 x I/O bracket
- 1 x Startup manual
- 1 x Warranty card

Product Overview



System Specifications

System 	
CPU	Onboard AMD Geode LX800@0.9W with 128K L2 Cache & 64K L1 Cache CPU
BIOS	Award 512 KB Flash BIOS
System Chipset	AMD Geode LX series/CS5536
I/O Chip	Winbond W83627HG-AW
System Memory	One 184-pin DIMM socket supports up to 1GB DDR 266/333 SDRAM
SSD	One CompactFlash Type I/II socket
Watchdog Timer	Reset: 1 sec.~255 min. and 1 sec. or 1 min./step
H/W Status Monitor	Monitoring CPU temperature, voltage
Expansion	One PCI slot (PCI Rev. 2.2 compliant), One Mini PCI Slot
I/O 	
MIO	2 x EIDE (Ultra DMA 100), 1 x FDD, 1 x LPT, 3 x RS-232, 1 x RS-232/422/485, 1 x K/B, 1 x Mouse
IrDA	115k bps, IrDA 1.0 compliant
USB	4 x USB 2.0 ports
DIO	16-bit General Purpose I/O for DI and DO
Display 	
Chipset	AMD Geode LX800 with integrated graphics engine
Display Memory	8/16 MB frame buffer using system memory
Resolution	CRT mode: 1920 x 1440 @ 32 bpp (85 Hz) LCD mode: 1600 x 1200 @ 32 bpp (60 Hz)
VGA/LCD Interface	Supports 24-bit TTL/18-bit TFT panel
LVDS	Single channel 18-bit LVDS
Audio 	
Chipset	AMD Geode CS5536
AC97 Codec	Realtek ALC203 supports 2CH
Audio Interface	Mic in, Line in, CD Audio in, Line out
Ethernet 	
LAN	Dual Realtek RTL8100C

Jumpers and Connectors

Jumpers

Label	Function
JBAT1	Clear CMOS
JP1, JP3	COM1 RS-232/422/485 select
JP2	COM1 pin 9 signal select
JP4	CF master/slave mode select
JS3V2	ATX power used
SW1	4/5/8-wire touch screen select (Optional)
SW2	Micro DOC select
SW3	CPU/Memory frequency select

Connectors

Label	Function
ATXPWR1	ATX Power connector
CN1	Parallel port connector
	Serial port 1 connector
	VGA connector
CN2	Audio connector
CN3	RJ-45 Ethernet / USB 2 & 3 connector
CN4	RJ-45 Ethernet / USB 0 & 1 connector
CN5	4/5/8-wire touch screen connector (Optional)
DIMM1	184-pin DDR SDRAM DIMM socket
FAN1	System fan connector 1
FAN2	System fan connector 2
FLP1	Floppy connector
IDE1	Primary IDE connector
JBKL1	LCD inverter connector
JCD1	CD-ROM audio input connector
JCOM2	Serial port 2 connector
JCOM3	Serial port 3 connector
JCOM4	Serial port 4 connector
JDIO1	General purpose input/output connector
JFP1	Front panel connector

JIR1	IrDA connector
JLVDS1	LVDS connector
JTFT1	TFT panel connector
JUSB1	Micro DOC connector
JVR1	LCD backlight brightness adjustment connector
KB_MS1	PS/2 Keyboard & mouse connector
MPCI1	Mini PCI slot
PCI1	PCI slot
SN1	CompactFlash card connector