


# ISA / PCI Multi-Segment Backplanes

## 8~20 slot Passive Backplanes

### Features At A Glance

- ✓ Follows PICMG Platform (IBM specification)
- ✓ Independent Input Power Support
- ✓ Supports AT/ATX Power Supply Requirement
- ✓ 20 slots Backplane Built with Dual Power Source Input
- ✓ 20 slots Backplane Choose 2.7mm Thick Board



### Selection Guide

Specifications	Slots Per Segment			Segments per Backplane	Compatible Advantech Chassis						
	ISA	PCI	CPU		SPC-530	IPC-622	IPC-623	IPC-616	IPC-615	IPC-610	IPC-6908
PCA-6120	20	-	-	1	-	V	V	-	-	-	-
PCA-6120D	10	-	-	2	-	V	-	-	-	-	-
PCA-6120Q	5	-	-	4	-	V	-	-	-	-	-
PCA-6120P4	15	4	1	1	V	V	V	-	-	-	-
PCA-6119P7	11	7	1	1	V	V	V	-	-	-	-
PCA-6119P10	8	10	1	1	-	V	V	-	-	-	-
PCA-6119P17	1	17	1	1	V	V	V	-	-	-	-
PCA-6118DP7	1	7	1	2	V	V	-	-	-	-	-
PCA-6120DP4	5	4	1	2	V	V	-	-	-	-	-
PCA-6116QP2	1	2	1	4	-	V	-	-	-	-	-
PCA-6115	15	-	-	1	-	-	-	-	V	-	-
PCA-6114	14	-	-	1	-	-	-	-	-	V	-
PCA-6114P4	9	4	1	1	-	-	-	-	V	V	-
PCA-6114P4-B	9	4	1	1	-	-	-	V	-	V	-
PCA-6114P4R	9	4	1	1	-	-	-	-	V	V	-
PCA-6113P4R	8	4	1	1	-	-	-	V	-	-	-
PCA-6114P7	6	7	1	1	-	-	-	V	V	V	-
PCA-6114P10	3	10	1	1	-	-	-	V	V	V	-
*PCA-6114P12	1	12	1	1	-	-	-	V	V	V	-
PCA-6108E	8	-	-	1	-	-	-	-	-	-	V
PCA-6108P4	3	4	1	1	-	-	-	-	-	-	V
PCA-6108P6	1	6	1	1	-	-	-	-	-	-	V

\* Contact Advantech for availability

# with PCI Bridge

## 20-Slot ISA/PCI Backplanes

Compatible with IPC Chassis: SPC-530, IPC-623, IPC-622


### PCA-6120/D/Q

- Segments: 1/2/4
- Slots: 20 ISA/ 10-10 ISA / 5-5-5-5 ISA
- Size: 420 x 200 mm (16.5" x 7.9")




### PCA-6120P4

- Segments: 1
- Slots: 15 ISA/ 4 PCI/ 1 CPU
- Size: 420 x 260 mm (16.5" x 10.2")




### PCA-6119P7

- Segments: 1
- Slots: 11 ISA/ 7 PCI/ 1 CPU
- Size: 417 x 260 mm (16.4" x 10.2")




### PCA-6119P10

- Segments: 1
- Slots: 8 ISA/ 10 PC I/ 1 CPU
- Size: 417 x 260 mm (16.4" x 10.2")




### PCA-6119P17

- Segments: 1
- Slots: 1 ISA/ 17 PCI/ 1 CPU
- Size: 417 x 260 mm (16.4" x 10.2")




### PCA-6120DP4

- Segments: 2
- Slots: 5 ISA/ 4 PCI/ 1 CPU x 2
- Size: 420 x 260 mm (16.5" x 10.2")



### PCA-6118DP7

- Segments: 2
- Slots: 1 ISA/ 7 PCI/ 1 CPU x 2
- Size: 417 x 260 mm (16.4" x 10.2")



### PCA-6116QP2

- Segments: 4
- Slots: 1 ISA/ 2 PCI/ 1 CPU x 4
- Size: 417 x 260 mm (16.4" x 10.2")



# 15/14-Slot ISA/PCI Backplanes

Compatible with IPC Chassis: IPC-616, IPC-615, IPC-610



## PCA-6115

- Segments: 1
- Slots: 15 ISA
- Size: 326 x 190 mm (12.8" x 7.5")



## PCA-6114

- Segments: 1
- Slots: 14 ISA
- Size: 315 x 175 mm (12.4" x 6.9")



## PCA-6114P4

- Segments: 1
- Slots: 9 ISA/ 4 PCI/ 1 CPU
- Size: 323 x 300 mm (12.7" x 11.8")



## PCA-6114P4-B

- Segments: 1
- Slots: 9 ISA/ 4 PCI/ 1 CPU
- Size: 323 x 300 mm (12.7" x 11.8")



## PCA-6114P4R

- Segments: 1
- Slots: 9 ISA/ 4 PCI/ 1 CPU
- Size: 323 x 300 mm (12.7" x 11.8")



## PCA-6113P4R

- Segments: 1
- Slots: 8 ISA/ 4 PCI/ 1 CPU
- Size: 323 x 300 mm (12.7" x 11.8")



## PCA-6114P7

- Segments: 1
- Slots: 6 ISA/ 7 PCI/ 1 CPU
- Size: 323 x 300 mm (12.7" x 11.8")



## PCA-6114P10

- Segments: 1
- Slots: 3 ISA/ 10 PCI/ 1 CPU
- Size: 323 x 300 mm (12.7" x 7.9")

# 8-slot ISA/PCI Backplanes

Compatible with IPC Chassis: IPC-6908

## PCA-6114P12

- Segments: 1
- Slots: 1 ISA/ 12 PCI/ 1 CPU
- Size: 323 x 300 mm (12.7" x 11.8") \* Contact Advantech for availability



## PCA-6108E

- Segments: 1
- Slots: 8 ISA
- Size: 190 x 180 mm (16.5" x 7.9")



## PCA-6108P4

- Segments: 1
- Slots: 3 ISA/ 4 PCI/ 1 CPU
- Size: 260 x 180 mm (10.2" x 7")



## PCA-6108P6

- Segments: 1
- Slots: 1 ISA/ 6 PCI/ 1 CPU
- Size: 260 x 180 mm (10.2" x 7")



## Peripherals

### IPC-6520-B 19" Rackmount Kit for 14"/15" Monitors

- Zinc-plated heavy-duty steel construction
- Meets EIA RS-310C standard for 19" racks
- Holds most 14"/15" CRT monitors
- Vibration damped retention bar to protect monitor
- Supports touchscreen (optional)  
( Also available in black color)



### CSW-4/8 4/8-channel CompuSwitch with Cables

- Construction: Heavy-duty steel
- Dimensions: 482 x 193 x 43.6 mm (19" x 7.6" x 1.7"), 1U
- Power: Powered by the connected computer via the keyboard port
- Cable length: 4/8 sets of 2 m (6.5 ft) 3-in-1 cable (DB-25)
- Cable connection: Keyboard adapter (AT or PS/2), mouse adapter (DB-9 or PS/2), CRT adapter (DB-15)
- Control panel: manual/automatic scan and bypass
- Video support: VGA, SVGA and XGA  
(Also available in black color )



### KBD-6312 Rackmount Keyboard with Touchpad

- 105-Key, supports Windows key
- Built-in pressure activated touchpad, fully compatible with Windows, supporting plug & play
- 19" rackmount
- Height: 1U (44.4 mm, 1.75")
- Ball bearing slide rail with handle and lock
- Size (W x D x H): 482 x 360 x 44.4 mm (19" x 14.2" x 1.75")
- Language options: US, FR, IT, JP, GR, CH  
(Also available in black color)





## PCA-6302 Compact 101-key Keyboard

- 101-key with tactile response
- PC/AT compatible
- Over 20 million cycles
- Spiral cable with 5-pin DIN connector
- Size (L x W x H): 400 x 188 x 40 mm ( 15.7" x 7.4" x 1.6")

## PCD-100A Compact Flash Card

- 100% IDE compatible
- Endurance: 300,000 erase/program cycles per logical sector
- Memory Capacity : 8/16/32/48/64/96/128 MB
- Acoustic Noise: 0 dB (@1 meter)
- Performance : Data transfer rate to/from Flash : 40 Mbyte/sec burst  
Data transfer rate to/from Host: 6.0 Mbyte/sec burst  
Data reliability: <1 non-recoverable error in 1014 bits read



## PCD-250A/350A 2.5"/3.5" IDE Flash Drive

- Up to 384/896 MB of solid-state storage
- 100% IDE compatible
- Noiseless, Rugged & Light
- Automatic error correction and retry capabilities
- Sophisticated defect management system

## PCD-1240V/PCD-1244H 40/44 pin IDE Flash SSD

- Supports the interfaces of ATA/Ture IDE Standard
- Low profile, 40-pin stand vertically and 44-pin horizontally
- Data transfer rate = 16.6 Mbytes/sec ( P104 data transfer)
- ECC detect and correct data errors automatically
- Supports Master/Slave setting
- Power supply requirement: Input voltage 3.3 V or 5 V  $\pm$ 10%
- Capacity: 8/16/32 MB

